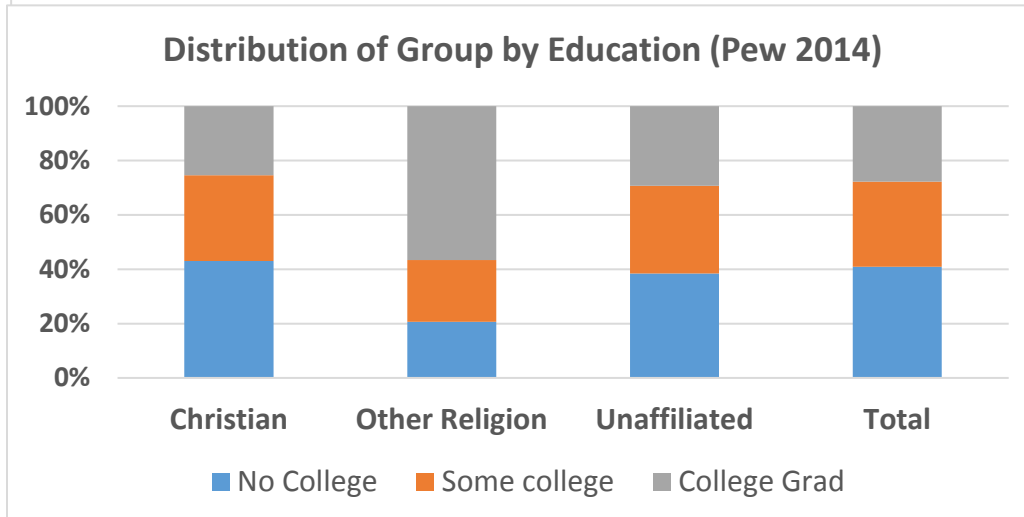
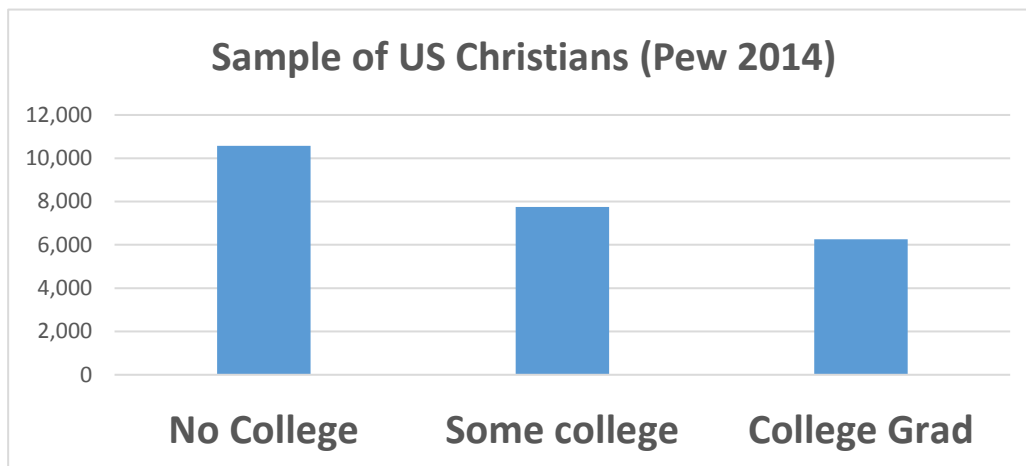
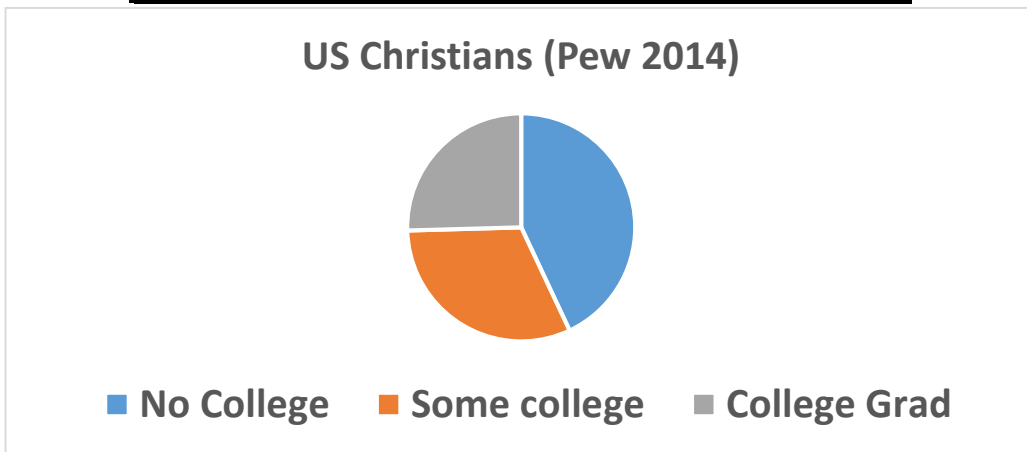


Pew Study: Racial and Ethnic Composition by Religious Group (2014)

<http://www.pewforum.org/religious-landscape-study/educational-distribution/>

Groups summarized by Milo Schield (8/2015)

Religion	Christian	Other Religion	Unaffiliated	Total
No College	10,575	321	2,862	13,758
Some college	7,754	352	2,410	10,516
College Grad	6,254	877	2,185	9,316
Sample Size	24,740	1,539	7,532	33,811



Pew Study: Racial and Ethnic Composition by Religious Group (2014)

<http://www.pewforum.org/religious-landscape-study/educational-distribution/>

Groups summarized by Milo Schield (8/2015)

Religious Group	Christian	Other Religion	Unaffiliated	Total
No College	43%	21%	38%	41%
Some college	31%	23%	32%	31%
College Grad	25%	57%	29%	28%
Total (Sample)	100%	100%	100%	100%

