

VOC 2022 Canvas: Create Writing Challenges (slides) 1

## Canvas Math1300: Create Writing Challenges

---

**Milo Schield**  
University of New Mexico

December 8, 2022  
[www.StatLit.org/pdf/  
2022-Canvas-Create-Writing-Challenges-  
slides.pdf](http://www.StatLit.org/pdf/2022-Canvas-Create-Writing-Challenges-slides.pdf)

VOC 2022 Canvas: Create Writing Challenges (slides) 2

## Canvas: Writing & Grading

---

Four parts to this process.

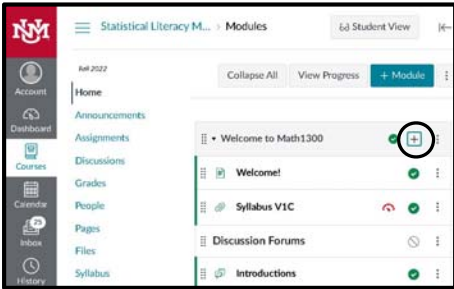
- **Question Setup:** Create the question and rubric.
- **Student response to the question:**
- **Student Reviews/Evaluations/Grading:**
- **Instructor updates scores in the Gradebook.**

These slides just cover question setup.

VOC 2022 Canvas: Create Writing Challenges (slides) 3

### A. Assignment Setup: 1. Insert new assignment

Select + sign *inside the module* to add a new assignment.

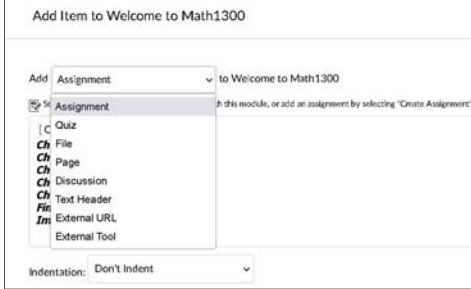


VOC 2022 Canvas: Create Writing Challenges (slides) 4

### A. Assignment Setup: 2. Select Assignment

Add item to course

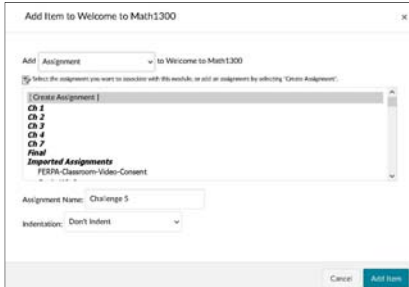
Add Item to Welcome to Math1300



VOC 2022 Canvas: Create Writing Challenges (slides) 5

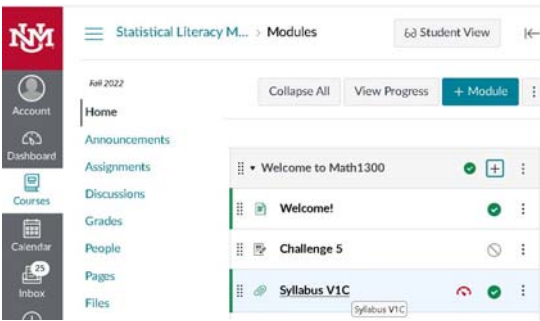
### A. Assignment Setup: 3. Select "Create Assignment"

Enter Assignment name; Press 'Add Item'.



VOC 2022 Canvas: Create Writing Challenges (slides) 6

### Assignment Setup: 4. Position in Module



**B. Assignment Detail Setup:  
1. Open Writing Challenge**

Select 'Edit'

**B. Assignment Detail Setup:  
2. Enter Rubric (if needed)**

Press "Create Rubric" when done.

**B. Question Setup:  
3. Enter Details Content (1/3)**

Enter challenge. Enter data if needed.

**B. Question Setup:  
4. Enter Setup Info (2/3)**

**B. Question Setup:  
5. Setup Peer Review Info**

**C. Create a Rubric  
1. Add < IN PROCESS>....**

Criteria	5 pts	4 pts	3 pts	2 pts	1 pts	0 pts	Pts
RESPONSE	A. Excellent response Comprehensive, professionally written answers to ALL questions or directions.	B. Good response Partly acceptable, comprehensible or professionally written answers to SOME questions or directions.	C. Moderate response Minimally acceptable, uncomprehensible or missing answers to MOST questions or directions.	D. Minimal response Minimally acceptable, uncomprehensible or missing answers to ALL questions or directions.	F. Non-response Minimally acceptable, uncomprehensible or missing answers to ALL questions or directions.		4 pts
EXPLANATION	A. Exceptional Comprehensive, professionally written AND insightful justification or explanation to all questions or directions.	B. Strong response Less than fully comprehensive, insightful or professional written response to A FEW questions or directions.	C. Moderate response Less than fully comprehensive, insightful or professional written response to SOME questions or directions.	D. Weak response Less than fully comprehensive, insightful or professional written response to MOST questions or directions.	F. Non-response Minimally acceptable, uncomprehensible or missing answers to ALL questions or directions.		4 pts
EXTENSION	A. Full Marks Thought provoking question or connection to other concepts that extends this challenge.		C. Moderate extension A moderate or adequate question or connection to other concepts that extends this challenge.		F. No extension The question or connection to other concepts that extends this challenge.		2 pts
GRAMMAR	A. Full Marks Professional, fluent and not over wordy.		C. Spots Some professional (but terse or too wordy), sometimes intelligible.		F. No Marks Answers hard to follow.		2 pts

VOC 2022 Canvas: Create Writing Challenges (slides) 13

## D. Rubric Attachment 2. Find an Existing Rubric

The screenshot shows the 'Create Rubric' interface in Canvas. The 'Find a Rubric' button is circled in red. The interface includes sections for Subrubin, Grades, Atty Course Accessibility, Campaign, Rubrics, Assignments, Discussions, Outcomes, Files, Pages, and Outcomes. The 'Find a Rubric' button is located in the 'Rubrics' section.

VOC 2022 Canvas: Create Writing Challenges (slides) 14

## D. Rubric Attachment 2. Select an Existing Rubric

The screenshot shows the 'Find Existing Rubric' dialog box in Canvas. The '2023-Spring' button is circled in red. The dialog box lists several rubrics, including '2023-Spring', 'Statistical Literacy MATH-1300-002', 'Statistical Literacy MATH-1300-003', 'Statistical Literacy MATH-1300-041', and 'Temp2022B0MATH-1300-A'. The 'Use This Rubric' button is also circled in red. The dialog box includes a table with columns for Rubric Name, Points, and a 'Use This Rubric' button.

Rubric Name	Points	Use This Rubric
2023-Spring	4 pts	Use This Rubric
Statistical Literacy MATH-1300-002	12 pts possible	Use This Rubric
Statistical Literacy MATH-1300-003	12 pts possible	Use This Rubric
Statistical Literacy MATH-1300-041	12 pts possible	Use This Rubric
Temp2022B0MATH-1300-A	12 pts possible	Use This Rubric

# **Canvas Math 1300: Create Writing Challenges**

---

**Milo Schield**  
University of New Mexico

**December 8, 2022**

**[www.StatLit.org/pdf/  
2022-Canvas-Create-Writing-Challenges-  
slides.pdf](http://www.StatLit.org/pdf/2022-Canvas-Create-Writing-Challenges-slides.pdf)**

# Canvas: Writing & Grading

---

Four parts to this process.

- **Question Setup:** Create the question and rubric.
- **Student response to the question:**
- **Student Reviews/Evaluations/Grading:**
- **Instructor updates scores in the Gradebook.**

These slides just cover question setup.

# A. Assignment Setup:

## 1. Insert new assignment

Select + sign *inside the module* to add a new assignment.

The screenshot shows the Canvas LMS interface for a course titled "Statistical Literacy M...". The user is viewing the "Modules" page. The interface includes a sidebar with navigation options: Account, Dashboard, Courses, Calendar, Inbox (25), and History. The main content area shows the "Fall 2022" section with buttons for "Collapse All", "View Progress", and "+ Module". The "Home" section is active, displaying a list of modules. The "Welcome to Math1300" module is expanded, showing items like "Welcome!", "Syllabus V1C", "Discussion Forums", and "Introductions". A red circle highlights the "+ sign" icon in the "Welcome to Math1300" module header, indicating where to click to add a new assignment.


# A. Assignment Setup:

## 2. Select Assignment

### Add item to course

Add Item to Welcome to Math1300

Add  to Welcome to Math1300

 Select an item to add to this module, or add an assignment by selecting "Create Assignment".

- Assignment
- Quiz
- File
- Page
- Discussion
- Text Header
- External URL
- External Tool

Indentation:

# A. Assignment Setup:

## 3. Select “Create Assignment”

Enter Assignment name; Press ‘Add Item’.

Add Item to Welcome to Math1300

Add  to Welcome to Math1300

Select the assignment you want to associate with this module, or add an assignment by selecting "Create Assignment".

- [ Create Assignment ]
- Ch 1**
- Ch 2**
- Ch 3**
- Ch 4**
- Ch 7**
- Final**
- Imported Assignments**
  - FERPA-Classroom-Video-Consent

Assignment Name:

Indentation:

Cancel Add Item



# Assignment Setup: 4. Position in Module

The screenshot displays the Canvas LMS interface for a course titled "Statistical Literacy M...". The left sidebar contains navigation options: Account, Dashboard, Courses, Calendar, and Inbox (with a notification badge for 25). The main content area shows the course title and a "Student View" button. Below this, there are buttons for "Collapse All", "View Progress", and "+ Module". A list of modules is shown, including "Welcome to Math1300" (with a checkmark and a plus icon), "Welcome!" (with a document icon and a checkmark), "Challenge 5" (with a pencil icon and a slash icon), and "Syllabus V1C" (with a paperclip icon, a red arrow icon, and a checkmark). A tooltip labeled "Syllabus V1C" is visible over the last module.

# B. Assignment Detail Setup:

## 1. Open Writing Challenge

Select 'Edit'

The screenshot shows the Canvas LMS interface for a course titled 'Statistical ...'. The user is viewing the 'Assignments' page for 'Challenge 5'. The interface includes a sidebar with navigation options: Account, Dashboard, Courses, Calendar, Inbox (with 25 items), History, and a home button. The main content area shows the challenge details for 'Challenge 5'. At the top right, there are buttons for 'Student View' and 'Immersive Reader'. Below the challenge title, there are buttons for 'Publish', 'Edit', and a menu icon. A message box states: 'No additional details were added for this assignment.' Below this, there are fields for 'Points' (None) and 'Submitting' (Nothing). A table shows the due date, for whom, available from, and until dates. The table has the following data:

Due	For	Available from	Until
-	Everyone	-	-

At the bottom, there is a '+ Rubric' button.

# B. Assignment Detail Setup:

## 2. Enter Rubric (if needed)

Press “Create Rubric” when done.

Title:  [Find a Rubric](#)

Criteria	Ratings	Pts
Description of criterion Range <input type="checkbox"/>	5 pts Full Marks	0 pts No Marks
<a href="#">+ Criterion</a> <a href="#">Find Outcome</a>		Total Points: 5

- I'll write free-form comments when assessing students
- Remove points from rubric
- Don't post Outcomes results to Learning Mastery Gradebook
- Use this rubric for assignment grading
- Hide score total for assessment results

# B. Question Setup:

## 3. Enter Details Content (1/3)

Enter challenge. Enter data if needed.

Assignment Name

Challenge 5

Edit View Insert Format Tools Table

 100%

12pt ▾ Paragraph ▾ | **B** *I* U A ▾  ▾ T<sup>2</sup> ▾ | ⋮

### Bigger Tableware Helps Widen Waistlines

Read story: [www.StatLit.org/CP/2006-Bigger-Tableware-Helps-Widen-Waistlines.pdf](http://www.StatLit.org/CP/2006-Bigger-Tableware-Helps-Widen-Waistlines.pdf)

- 1) What are some plausible alternate explanations (confounders)? If none, explain why.
- 2) What kind of study is this: Experiment or Observational study? Give your reason(s).
- 3) Extension: How does this challenge relate to "Take CARE"?

# B. Question Setup:

## 4. Enter Setup Info (2/3)

Points

Assignment Group

Display Grade as

Do not count this assignment to

Submission Type

Group Assignment

On Paper

External Tool

Submission Type

**Online Entry Options**

Text Entry

Website URL

Media Recordings

Student Annotation

File Uploads

Submission Attempts

**Allowed Attempts**

**Number of Attempts**

# B. Question Setup:

## 5. Setup Peer Review Info

Peer Reviews

Require Peer Reviews


**How to Assign Peer Reviews**

Manually Assign Peer Reviews

Automatically Assign Peer Reviews

Reviews Per User

Assign Reviews



If blank, uses due date.

**Anonymity**

Peer Reviews Appear Anonymously

Anonymous Grading

Graders cannot view student names

# C. Create a Rubric

## 1. Add < IN PROCESS >....

2023-Spring <span style="float: right;">🔍 🗑️</span>						
Criteria	Ratings					Pts
RESPONSIVE	<b>4 pts</b> <b>A: Excellent response</b> Comprehensive, professionally written answers to ALL questions or directions	<b>3 pts</b> <b>B: Good response</b> Partially acceptable, comprehensible or professionally written answers to SOME questions or directions.	<b>2 pts</b> <b>C: Moderate response</b> Minimally acceptable, unacceptable or missing answers to SOME questions or directions	<b>1 pts</b> <b>D: Minimal response</b> Minimally acceptable, unacceptable or missing answers to MOST questions or directions	<b>0 pts</b> <b>F: Non-response</b> Minimally acceptable, unacceptable or missing answers to ALL questions or directions	4 pts
EXPLANATION	<b>4 pts</b> <b>A: Exceptional</b> Comprehensive, professionally written AND insightful justification or explanation to all questions or directions	<b>3 pts</b> <b>B: Strong response</b> Less than fully comprehensive, insightful or professional written response to a FEW questions or directions	<b>2 pts</b> <b>C: Moderate response</b> Less than fully comprehensive, insightful or professional written response to SOME questions or directions	<b>1 pts</b> <b>D: Weak response</b> Less than fully comprehensive, insightful or professional written response to MOST questions or directions	<b>0 pts</b> <b>F: Non-response</b> Minimally acceptable, unacceptable or missing answers to ALL questions or directions	4 pts
EXTENSION	<b>2 pts</b> <b>A: Full Marks</b> Thought-provoking question or connection to other concepts that extends this challenge		<b>1 pts</b> <b>C: Moderate extension</b> A moderate or adequate question or connection to other concepts that extends this challenge		<b>0 pts</b> <b>F: No extension</b> No question or connection to other concepts that extends this challenge	2 pts
GRAMMAR	<b>2 pts</b> <b>A: Full Marks</b> Professional, fluent and not over-wordy		<b>1 pts</b> <b>C: Spotty</b> Semi-professional (too terse or too wordy), sometimes ambiguous.		<b>0 pts</b> <b>F: No Marks</b> Amateur, hard to follow	2 pts
Total Points: 12						



# D. Rubric Attachment

## 2. Find an Existing Rubric

Syllabus

Grades

Ally Course Accessibility Report

Cengage

Rubrics

People

Assignments

Discussions

Quizzes

Files

Pages

Outcomes

Settings

Points 12

Submitting Nothing

Due	For	Available from	Until
-	Everyone	-	-

Title: Some Rubric

[Find a Rubric](#)

Criteria	Ratings	Pts
Description of criterion Range <input type="checkbox"/>	5 pts Full Marks	0 pts + No Marks
<a href="#">+ Criterion</a> <a href="#">Find Outcome</a>		Total Points: 5

I'll write free-form comments when assessing students  
 Remove points from rubric  
 Don't post Outcomes results to Learning Mastery Gradebook  
 Use this rubric for assignment grading  
 Hide score total for assessment results

Cancel

Create Rubric



# D. Rubric Attachment

## 2. Select an Existing Rubric

Find Existing Rubric ×

<b>sandbox-schildmilo</b> 3 rubrics	<b>2023-Spring</b> 4 criteria 12 points possible		/ 4 pts
Statistical Literacy MATH-1300-002 1 rubrics	Odyssey Rubric 3 criteria 12 points possible	EXTENSION	A: Full Marks C: Moderate extension F: No extension / 2 pts
Statistical Literacy MATH-1300-003 2 rubrics	Odyssey Rubric (1) 3 criteria 12 points possible	GRAMMAR	A: Full Marks C: Spotty F: No Marks / 2 pts
Statistical Literacy MATH-1300-041 1 rubrics		Total Points: out of 12	
Temp202280.MATH-1300-A 2 rubrics			

Use This Rubric